

Apex 2100 Series 3RO-Reversible Rim, Wide Stile Exit Devices

The 2000 Series is composed of a contemporary touchbar made for today's demanding architectural requirements. Finely machined parts ensure the smooth and easy operation of the touchbar. The clean, streamlined design of the touchbar and case cover are formed around heavy duty rugged components necessary to withstand heavy traffic and abuse. Apex devices meet the most stringent needs of the owner and architect. Available in wide stile and narrow stile with a variety of trims. Vandal resistant lever trim is available for the wide stile device.

DOORS

For all types of single and double doors with a mullion. Available for 1-3/4" to 2-1/4" thick, up to 4'-0" wide opening. For thicker doors, consult factory. Furnished standard for 1-3/4" thick, 3'-0" wide opening.

DEVICE

Covers ANSI A115.2 (Type 161), A115.18 cylinder lock and A115.1 (Type 86) Mortise Lock preparation. FUNCTIONS

Functions are field selectable except for the Double Cylinder option. The device is furnished for a desired function if specified. If not specified the "03" function is furnished standard.

DOUBLE CYLINDER

Handed, "10" Function available. Requires two rim type cylinders, not furnished standard.

BASE MATERIAL

The Cover, Touchbar, Device Channel, Lock/Hinge Side Filler and End Cap are furnished of heavy wrought Brass, Bronze or Stainless Steel. 628 Devices are furnished with Aluminum, Brass, Bronze and Stainless Steel components.

CHASSIS

Investment Cast Steel, Zinc Dichromated.

LATCHBOLT

Stainless Steel, Deadlocking, 3/4" throw.

STRIKES

No. S300, Investment Cast Stainless Steel, Black Powder Coated furnished standard. No. S988, optional strike for use on Aluminum Door applications, please specify when ordering. No. S458, optional strike for use on Mullion applications, please specify when ordering.

DOGGING

1/4" turn hex key dogging standard. NOT available on Fire Exit Hardware.

TOUCHBAR HEIGHT

39-15/16" from floor standard. May be varied as situation dictates.

REVERSIBLE

Reversible for all functions and Trims.

Standard packaging

RHRB.

UL LISTED

Panic and Fire Exit Hardware.

Conforms to UL10C and UBC 7-2.

ANSI/BHMA certified for ANSI 156.3, Grade 1.

*All trims are less cylinder *

There are more lever styles available for special order, ask customer service for information.

Pull Trim 1700A Lever Trim 4900A



Devices Are For 3' Door. For 4', Add (-4) To Part #, No Extra Charge

Device X Trim	Outside Function	606,612			
		628	630,690	626W	605, 625
PH2101	Exit Only, No Trim	\$1,518.00	\$1,750.00	\$1,914.00	\$1,956.00
PH2102x1702A	Dummy Trim	\$1,691.00	\$1,923.00	\$2,087.00	\$2,136.00
PH2103x1703A	Key Retracts Latchbolt				
PH2105x1705A	Key Controls Thumbpiece	\$1,807.00	\$2,039.00	\$2,203.00	\$2,254.00
PH2115x1715A	Thumbpiece Always Active				
PH2102x4902A	Dummy Trim	\$1,911.00	\$2,143.00	\$2,307.00	\$2,435.00
PH2103x4903A	Key Retracts Latchbolt				
PH2108x4908A	Key Controls Lever	\$2,039.00	\$2,271.00	\$2,435.00	\$2,564.00
PH2108xV4908A	Key Controls Lever W Clutch				
PH2114x4914A	Lever Always Active	\$2,671.00	\$2,903.00	\$3,067.00	\$3,196.00
PHE2103x4908A	Mechanical Device With Electrified Trim				
PHE2103xV4908A					

For Fire Rated Exit Devices, add (FL) to the beginning of the part number, and add \$186.00 to the price

For Electric Latch Retraction, add (ELR) to the beginning of the part number, and add \$862.00 to the price.

ELR Requires PHELR150 Power Supply, See Below:

PHELR-150 (Power Supply, No Control Module) \$481.00

PHELR-151 (Power Supply W/ 1 Control Module For 1 Device, \$757.00

PHELR-152 (Power Supply W/ 2 Control Modules for 2 Devices, \$1,033.00

For Cylinder Dogging, add (CD) to the part number, add \$93.00 to the price

For Exit Alarm, add (ALK) to the part number & add \$618.00 to the price

For Pull Trims Sold Separate: 606, 612, 613 622, 630, 690 605, 625

PH1701	Cover Plate	\$120.00	\$162.00
PH1702A	Dummy Trim	\$293.00	\$342.00
PH1703A	Key Retracts Latchbolt		
PH1705A	Key Controls Thumbpiece	\$409.00	\$460.00
PH1715A	Thumbpiece Always Active		

For Lever Trims Sold Separate: 606, 612, 613 622, 630, 690 605, 625

PH4901	Cover Plate	\$170.00	\$210.00
PH4902A	Dummy Trim	\$513.00	\$641.00
PH4903A	Key Retracts Latchbolt		
PH4908A	Key Controls Lever	\$641.00	\$770.00
PH4914A	Lever Always Active		

Apex 2200 Series 3RO-Reversible Surface Vertical Rod, Wide Stile Exit Devices

DOORS
For all types of single and double door applications. Available for 1-3/4" to 2-1/4" thick, up to 4'-0" wide by 10'-0" high openings. For thicker doors, consult factory. Furnished standard for 1-3/4" thick, 3'-0" wide by 7'-0" high openings.

DEVICE
Covers ANSI A115.2 (Type 161), A115.18 cylinder lock and A115.1 (Type 86) Mortise Lock preparation.

FUNCTIONS
Functions are field selectable. The device is furnished for a desired function if specified. If not specified the "03" function is furnished standard.

BASE MATERIAL
The Covers, Touchbar, Device Channel, Lock/Hinge Side Filler, Vertical Rods and End Cap are furnished of heavy wrought Brass, Bronze or Stainless Steel. US28 Devices are furnished with Aluminum, Brass, Bronze and Stainless Steel components.

CHASSIS
Investment Cast Steel, Zinc Dichromated.
TOP LATCHBOLT
Stainless Steel, Deadlocking, 3/4" throw.

REVERSIBLE
Reversible for all functions and trims. Standard packing RHRB.

UL LISTED
Panic and Fire Exit Hardware. Conforms to UL10C and UBC 7-2.

ANSI/BHMA
Devices are BHMA certified ANSI 156.3, Grade 1.

FINISHES
605, 606, 612, 613, 625, 628, 630.

CYLINDERS
Rim type, not furnished standard. Specify when required.

LESS BOTTOM ROD (LBR) OPTION
Specify suffix "LBR" (e.g. 2208LBR). Fire Rated Devices include FB277 Fire Bolt Assembly.

RETROFIT APPLICATIONS
The 2200 and FL2200 Series Devices are designed to retrofit into other manufacturers' mounting hole locations. 1700 Series Pull Trim and 4900 Series Lever Trim may also be factory set for these applications by specifying prefix "R" (e.g. 2208R4908A).

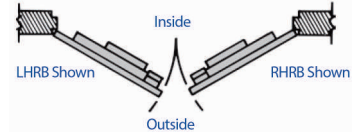
BOTTOM BOLT
Steel plated, independent action 5/8" throw, with adjustment range to suit 3/4" door undercut.

TOP STRIKE
No. S300 Surface applied, Investment Cast Stainless Steel, Black Powder Coated furnished standard.

BOTTOM STRIKE
No. S460, Flush mounted, Steel, Black Powder Coated.

DOGGING
1/4" turn hex key dogging standard. NOT available on Fire Exit Hardware.

TOUCHBAR HEIGHT
39-15/16" from floor standard. Specify required height if other than standard



Top rod for 7' door is standard. extensions rods for 8' doors are sold separate:			
	606,612,613, 622,630,690	605, 625,626W	
8'	PHTR1855		
10'	PHTR1857	\$98.00	\$128.00
12'	PHTR5197	(Not For Fire Rated Devices)	

Devices Are For 3' Door.
For 4', Add (-4) To Part #, No Extra Charge

Device X Trim	Outside Function	606,612 613,622			
		628	630,690	626W	605, 625
PH2201	Exit Only, No Trim	\$2,132.00	\$2,376.00	\$2,564.00	\$2,606.00
PH2202x1702A	Dummy Trim	\$2,305.00	\$2,549.00	\$2,737.00	\$2,786.00
PH2203x1703A	Key Retracts Latchbolt				
PH2205x1705A	Key Controls Thumbpiece	\$2,421.00	\$2,665.00	\$2,853.00	\$2,904.00
PH2215x1715A	Thumbpiece Always Active				
PH2202x4902A	Dummy Trim	\$2,525.00	\$2,769.00	\$2,857.00	\$3,085.00
PH2203x4903A	Key Retracts Latchbolt				
PH2208x4908A	Key Controls Lever	\$2,653.00	\$2,897.00	\$3,085.00	\$3,214.00
PH2208xV4908A	Key Controls Lever W Clutch				
PH2214x4914A	Lever Always Active	\$2,653.00	\$2,897.00	\$3,085.00	\$3,214.00
PHE2203x4908A	Mechanical Device With Electrified Trim	\$3,530.00	\$3,774.00	\$3,962.00	\$4,091.00

For Fire Rated Exit Devices, add (FL) to the beginning of the part number, and add \$186.00 to the price

For Electric Latch Retraction, add (ELR) to the beginning of the part number, and add \$862.00 to the price.

ELR Requires PHELR150 Power Supply, See Below:

PHELR-150 (Power Supply, No Control Module) \$481.00

PHELR-151 (Power Supply W/ 1 Control Module For 1 Device, \$757.00

PHELR-152 (Power Supply W/ 2 Control Modules for 2 Devices, \$1,033.00

For Cylinder Dogging, add (CD) to the part number, add \$93.00 to the price

For Exit Alarm, add (ALK) to the part number & add \$618.00 to the price

For Pull Trims Sold Separate: 606, 612, 613, 622, 630, 690 | 605, 625

PH1701	Cover Plate	\$120.00	\$162.00
PH1702A	Dummy Trim	\$293.00	\$342.00
PH1703A	Key Retracts Latchbolt		
PH1705A	Key Controls Thumbpiece	\$409.00	\$460.00
PH1715A	Thumbpiece Always Active		

For Lever Trims Sold Separate: 606, 612, 613, 622, 630, 690 | 605, 625

PH4901	Cover Plate	\$170.00	\$210.00
PH4902A	Dummy Trim	\$513.00	\$641.00
PH4903A	Key Retracts Latchbolt		
PH4908A	Key Controls Lever	\$641.00	\$770.00
PH4914A	Lever Always Active		

Apex 2300 Series 3RO- Handed, Wide Stile Mortise Exit Devices

DOORS

For all types of single and double door applications. Available for 1-3/4" to 2-1/4" thick, up to 4-0" wide opening. For thicker door, consult factory.

Furnished standard for 1-3/4" thick, 3'-0" wide opening.

DEVICE

Covers ANSI A115.1 (Type 86) Mortise Lock preparation.

DOUBLE CYLINDER

Handed, "10" Function available. Requires one rim type cylinder and one 1-1/4" long mortise type cylinder, not furnished standard.

BASE MATERIAL

The Cover, Touchbar, Device Channel, Lock/Hinge Side Filler and End Cap are furnished of heavy wrought Brass, Bronze or Stainless Steel. US28 Devices are furnished with Aluminum, Brass, Bronze and Stainless Steel components.

CHASSIS

Investment Cast Steel, Zinc Dichromated.

DOGGING

1/4" turn hex key dogging standard. NOT available on Fire Exit Hardware.

TOUCHBAR HEIGHT - 39-15/16" from floor standard.

HANDED

Specify hand when ordering as RHRB or LHRB. Touchbar Assembly, Mortise Lock and Trim may be reversed in the field. For reversibility of complete device, mortise strike is required for the other hand.

UL LISTED-Panic and Fire Exit Hardware.

Conforms to UL10C and UBC 7-2.

ANSI/BHMA

Devices are BHMA certified for ANSI 156.3, Grade 1.

CYLINDERS- Mortise type, not furnished standard.

RETROFIT APPLICATIONS

The 2300 and FL2300 Series are designed to retrofit into other manufacturers' mounting hole locations. 1700 Series Pull Trim & 4900 Series Lever Trim may also be factory set for these applications by specifying prefix "R" (e.g. 2308 R4908A).

Consult factory for details.

Exit Series - Handed

Fits doors machined per ANSI A115.1

(Type 86) Mortise Lock preparation.

BACKSET: 2-3/4".

CASE

Wrought Steel, Zinc Dichromate finish.

LOCK FRONT PLATE

8" x 1-1/4" Bronze, Brass or Stainless Steel, pivots for beveled or square edged doors.

LATCHBOLT

Stainless Steel, Deadlocking, 3/4" throw, anti-friction.

GUARDBOLT

Stainless Steel, sliding type.

FINISHES - LOCK FRONT PLATE and STRIKE

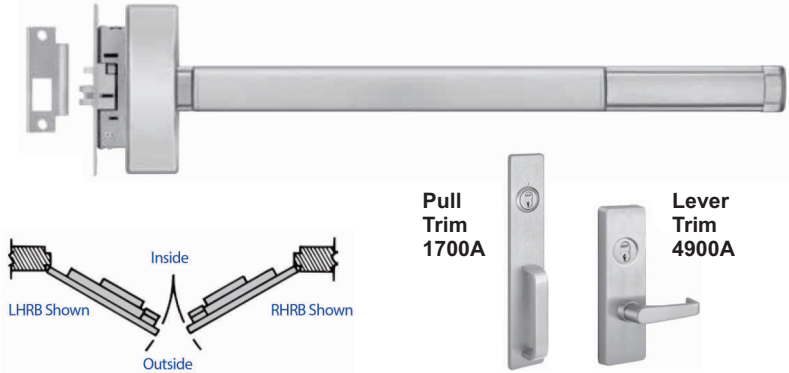
605, 606, 612, 613, 625, 630. 630 furnished for 626 and 628 locks.

STRIKES

No. S982, handed curved lip strike furnished standard.

Replacement Mortise Locks:

- PHM303: 01, 02 & 03 functions.
- PHM308: 05, 08, 14 & 15 functions.
- PHM310: 10 function.



Devices Are For 3' Door.
For 4', Add (-4) To Part #, No Extra Charge

Device X Trim	Outside Function	628	606,612 613,622	626W	605, 625
PH2301	Exit Only, No Trim	\$2,097.00	\$2,342.00	\$2,525.00	\$2,567.00
PH2302x1702A	Dummy Trim	\$2,270.00	\$2,515.00	\$2,698.00	\$2,747.00
PH2303x1703A	Key Retracts Latchbolt	\$2,386.00	\$2,631.00	\$2,814.00	\$2,865.00
PH2305xM1705A	Key Controls Thumbpiece	\$2,386.00	\$2,631.00	\$2,814.00	\$2,865.00
PH2315xM1715A	Thumbpiece Always Active	\$2,490.00	\$2,735.00	\$2,918.00	\$3,046.00
PH2302x4902A	Dummy Trim	\$2,424.00	\$2,651.00	\$2,820.00	\$2,942.00
PH2303xM4903A	Key Retracts Latchbolt	\$2,972.00	\$3,219.00	\$3,430.00	\$3,559.00
PH2308xM4908A	Key Controls Lever	\$2,972.00	\$3,219.00	\$3,430.00	\$3,559.00
PH2308xMV4908A	Key Controls Lever W Clutch	\$3,291.00	\$3,536.00	\$3,719.00	\$3,848.00
PH2314xM4914A	Lever Always Active				
PHE2303xM4908A	Mechanical Device				
PHE2303xMV4908A	With Electrified Trim				

For Fire Rated Exit Devices, add (FL) to the beginning of the part number, and add \$186.00 to the price

For Electric Latch Retraction, add (ELR) to the beginning of the part number, and add \$862.00 to the price.

ELR Requires PHEL150 Power Supply, See Below:

PHEL150 (Power Supply, No Control Module) \$481.00

PHEL151 (Power Supply W/ 1 Control Module For 1 Device, \$757.00

PHEL152 (Power Supply W/ 2 Control Modules for 2 Devices, \$1,033.00

For Cylinder Dogging, add (CD) to the part number, add \$93.00 to the price

For Exit Alarm, add (ALK) to the part number, & add \$618.00 to the price

For Pull Trims Sold Separate: 606, 612, 613 622, 630, 690 605, 625

PH1701	Cover Plate	\$120.00	\$162.00
PH1702A	Dummy Trim	\$293.00	\$342.00
PH1703A	Key Retracts Latchbolt	\$409.00	\$460.00
PHM1705A	Key Controls Thumbpiece		
PHM1715A	Thumbpiece Always Active		

For Lever Trims Sold Separate: 606, 612, 613 622, 630, 690 605, 625

PH4901	Cover Plate	\$170.00	\$210.00
PH4902A	Dummy Trim	\$513.00	\$641.00
PHM4903A	Key Retracts Latchbolt	\$641.00	\$770.00
PHM4908A	Key Controls Lever		
PHM4914A	Lever Always Active		

Reliant 5100 Series 4RO- Non-Handed Rim Exit Devices

The Reliant 5000 Series is the exit device of choice when an economical and reliable exit device is required. All reliant 5000 series exit devices are UL listed for panic and fire hardware and are certified to ANSI a156.3 grade 1. The reliant series is available in durable powder coat finishes with a variety of trim styles and functions. the chassis is constructed of stainless steel and covers the standard type 161 door preparation.

DOORS

For all types of single and double doors with a mullion. Available for 1-3/4" to 2-1/4" thick, up to 4'-0" wide openings. For thicker doors, consult factory. Furnished standard for 1-3/4" thick, 3'-0" wide openings.

ACTIVE CASE & TRIM

Covers ANSI A115.2 (Type 161) or ANSI A115.18 cylinder lock preparation. Active Case through bolts in ANSI A115.18 preparation without additional machining.

FUNCTIONS

Universal Exit Device, add Trim for the desired function.

ACTIVE CASE COVER & ENDCAP

High Impact Thermoplastic.

ACTIVE CASE

Stainless Steel.

TOUCHBAR SUB-ASSEMBLY

Zinc Dichromate plated Heavy Wrought Steel.

TOUCH BAR ASSEMBLY

PowderCoatedHeavyWrought Steel.

STRIKES

No. S300, Investment Cast Stainless Steel, Black Powder

Coated furnished standard. No. S988, optional strike

for use on Aluminum Door applications, specify when

ordering. No. S458, optional strike for use on Mullion

applications, specify when ordering.

LATCHBOLT

Stainless Steel, Deadlocking, 3/4" throw.

DOGGING

1/4 turn hex key dogging standard. NOT available on Fire Exit Hardware.

TOUCHBAR HEIGHT

40-5/16" from floor standard. May be varied as situation dictates.

UL LISTED

Panic and Fire Exit Hardware. Conforms to UL10C and UBC 7-2.

ANSI/BHMA

Devices are BHMA certified for ANSI 156.3, Grade 1.

FINISHES

689 Aluminum Powder Coat, 695 Dark Bronze Powder Coat.



Devices Are For 3' Door.
For 4', Add (-4) To Part #, No Extra Charge

Device X Trim	Outside Function	689, 695
PH5101	Exit Only, No Trim	\$587.00
PH5102x602	Dummy Trim	\$607.00
PH5103X603	Key Retracts Latchbolt	
PH5102x702A	Dummy Trim	\$664.00
PH5103x703A	Key Retracts Latchbolt	
PH5108x808A	Key Controls Lever	\$829.00
PH5114x814A	Lever Always Active	

For Fire Rated Exit Devices, add (FL) to the beginning of the part number, and add \$186.00 to the price

For Cylinder Dogging, add (CD) to the part number, add \$93.00 to the price

For Exit Alarm, add (ALK) to the part number, & add \$618.00 to the price

Trims Sold Separate For All Reliant 5000 Series Exit Devices

<p>Cover Plate PH501 \$58.00</p>	<p>Wing Pull PH602 \$78.00</p>	<p>Wing Pull W/ Cyl. Hole PH603 \$78.00</p>
<p>Pull Handle PH702A \$135.00</p>	<p>Pull Handle W/ Cylinder Hole PH703A \$135.00</p>	
<p>Lever Trim PH808A \$300.00</p>	<p>Passage Lever Trim PH814A \$300.00</p>	

603 & 703 trims use a rim cylinder,
808A trims use a mortise cylinder.
cylinders are not included.

Surface Vertical Rod 5200 Series Exit Devices use the same trims as the 5100 series rim devices, shown on previous page

Reliant 5200 Series 4RO- Non-Handed Surface Vertical Rod Exit Devices

DOORS

For all types of single and double door applications. Available for 1-3/4" to 2-1/4" thick, up to 4-0" wide by 10'-0" high openings. For thicker doors, consult factory. Furnished standard for 1-3/4" thick, 3'-0" wide by 7'-0" high openings.

ACTIVE CASE & TRIM

Covers ANSI A115.2 (Type 161) or ANSI A115.18 cylinder lock preparation. Active case through bolts in ANSI A115.18 preparation without additional machining.

FUNCTIONS

Universal Exit Device, add Trim for the desired function.

ACTIVE CASE COVER, LATCH COVERS & ENDCAP

High Impact Thermoplastic.

ACTIVE CASE & TOUCHBAR SUB-ASSEMBLY

Zinc Dichromate plated Heavy Wrought Steel.

TOUCHBAR ASSEMBLY

Powder Coated Heavy Wrought Steel.

VERTICAL RODS: Powder Coated Steel.

TOUCHBAR HEIGHT

40-5/16" from floor standard.

REVERSIBLE: Reversible for all functions and trims.

Standard packaging RHRB.

UL LISTED: Panic and Fire Exit Hardware.

Conforms to UL10C and UBC 7-2.

ANSI/BHMA certified for ANSI 156.3, Grade 1.

FINISHES

689 Aluminum Powder Coat, 695 Dark Bronze Powder Coat.

LESS BOTTOM ROD (LBR) OPTION

Specify suffix "LBR" (e.g. 5200LBR). Fire Rated Devices

include FB277 Fire Bolt Assembly

BOTTOM BOLT

Steel plated, independent action 5/8" throw, with adjustment range to suit 3/4" door undercut.

TOP STRIKE

No. S300, Investment Cast Stainless Steel, Black Powder Coated.

BOTTOM STRIKE

No. S460, Steel, Black Powder Coated, flush mounted.

DOGGING: 1/4 turn hex key dogging standard.

Not available for Fire Exit Hardware.

TOP LATCHBOLT: Stainless Steel, Deadlocking, 3/4" throw.

For Fire Rated Exit Devices, add (FL) to the beginning of the part number, and add \$186.00 to the price

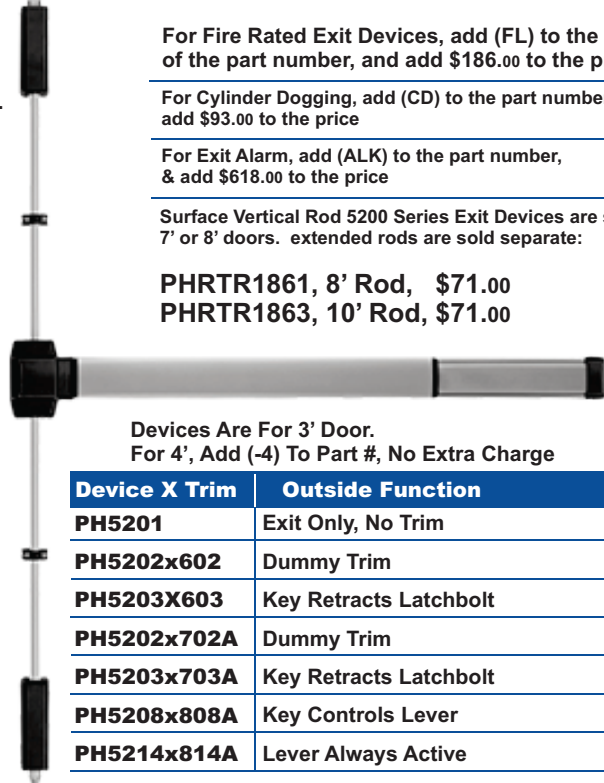
For Cylinder Dogging, add (CD) to the part number, add \$93.00 to the price

For Exit Alarm, add (ALK) to the part number, & add \$618.00 to the price

Surface Vertical Rod 5200 Series Exit Devices are stocked for 7' or 8' doors. extended rods are sold separate:

PHRTR1861, 8' Rod, \$71.00

PHRTR1863, 10' Rod, \$71.00



Devices Are For 3' Door.
For 4', Add (-4) To Part #, No Extra Charge

Device X Trim	Outside Function	689, 695
PH5201	Exit Only, No Trim	\$969.00
PH5202x602	Dummy Trim	\$989.00
PH5203X603	Key Retracts Latchbolt	
PH5202x702A	Dummy Trim	\$1,046.00
PH5203x703A	Key Retracts Latchbolt	
PH5208x808A	Key Controls Lever	\$1,211.00
PH5214x814A	Lever Always Active	

Arm-A-Dor® 7RO- Security Exit Hardware

Take control in the fight against back door break-ins with the PRECISION Arm-A-Dor®

With so much depending on the security of a building's rear exit, business owners simply cannot afford to install a standard exit device, alarm or deadbolt to the rear entry door. Installed by many of the nation's largest retailers, the Arm-A-Dor® Series is actually three products in one:

Locking Bar Protection For Security From The Outside, Built-in Alarm To Protect Against Inside Theft Panic Device

This Durable, Pre-assembled, All-in-one Exit Device Protects A Facility's Most Important Assets, While Maximizing Life Safety At The Same Time.



PHA101-002 \$1,611.00

Automatic Relock, W/ Alarm, Fits 3' & 4' Door Widths, Fits Jambes Up To 6-3/4"

PHA106-001, \$296.00

Standard Double Door Kit

Mullions The Mullion is used to adapt a double door opening to two single door openings with Rim Exit Devices. When the full width of an opening is required, the mullion may be removed.

Key Removable Mullion (KR) – Provides a secure yet quick & easy means of removing the 822 or FL822 Mullion.

The mullion can be reinstalled and locked without the need of the key.

Stock Size– For openings 8'-0" high. For openings less than 8'-0" high the mullion can be cut down.



Key Removable Cap PHKMC822
600-\$519.00
689 or 695-\$542.00

Fire Rated Key Removable Cap PHKMC822F
600-\$749.00
689 or 695-\$730.00

(Mullions come with fittings, but are packaged separately)

811 PH811-600 \$563.00

2"x2" PH811-689 or 695 \$666.00



Fittings if sold separately:

Mullion Cap PHMC811
600-\$117.00
689 or 695-\$135.00

Mullion Base PHMB811
600-\$84.00
689 or 695-\$109.00

822 PH822-600 \$719.00

2"x3" PH822-689 or 695 \$819.00



Fittings if sold separately:

Mullion Cap PHMC822
600-\$190.00
689 or 695-\$208.00

Mullion Base PHMB822
600-\$154.00
689 or 695-\$179.00