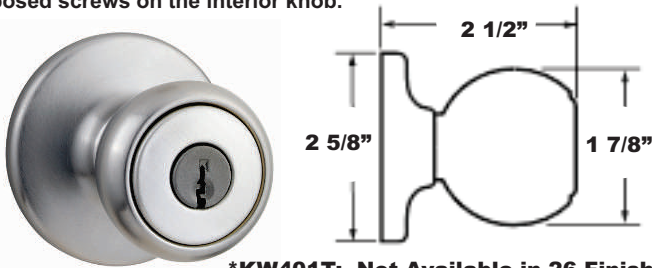


Tylo Knob

Thick Door Pack 2-1/4" Door KW4679

Features adjustable latch to fit all standard door Preparations. ANSI/BHMA Grade 3 Security. Exposed screws on the interior knob.



*KW401T: Not Available in 26 Finish

Combo Packs

- Provides two locking points, keyed entry and deadbolt, for exterior doors; combo packs provide additional value plus the convenience of one key operating both locks
- Easy to install; adjustable latch and deadbolt fit all standard door preparations
- ANSI/BHMA grade 3 security



Part #	Function	3	5	15	26D
KW690T	Single Cylinder-Tylo	\$55.10	\$55.10	\$55.10	\$55.10
KW690P	Single Cylinder-Polo	\$56.10	---	\$56.10	---
KW695T	Double Cylinder-Tylo	\$56.60	\$60.60	---	\$57.50
KW695P	Double Cylinder-Polo	\$59.00	\$63.20	---	---

Part #	Function	3,5,26D	15, 26
KW200T	Hall/Closet	\$20.40	\$23.50
KW300T	Bed/Bath	\$23.50	\$26.50
KW400T	Entry	\$29.60	\$32.60
KW401T	Entry/Free Int.	\$32.60	\$35.70
KW488T	Half Dummy	\$10.20	\$13.30

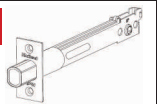

5" Deadlatch 3, 5, 26D Finishes

Square 5" Latch (Replacement Part Only)

KW3014 \$18.30

5" Bolt

KW2730 \$15.85



660 Series Deadbolts

660 Thick Door Pack 2-1/4" Door KW6129

665 Thick Door Pack 2-1/4" Door KW6130

With 1" Deadbolts Door Thicknesses 1-3/8" - 1-3/4".



Part #	Function	3,5,26D	11P,15,15A,26
KW660	Single Cylinder	\$30.60	\$33.70
KW663	One-Side Deadlock	\$15.30	\$18.40
KW665	Double Cylinder	\$38.80	\$42.80
KW667	Thumbturn x Plate	\$30.60	\$33.70

KW663

One-side deadlock Use only on wood doors. turnpiece operates from interior only.

No exterior locking or trim.



KW667

Thumbturn x Plate deadbolt operated by thumbturn on interior, blank plate on exterior



Handlesets Montara w/Smart Key

Single Cylinder Outside

Single Cylinder Inside Knob (JUNO)

Single Cylinder Inside Lever (TUSTIN)



KW978-J (Juno Knob)
US3, 11P, US15 \$62.20

KW978-TNL (Tustin Lever)
US3, 11P, US15 \$75.50

KW553-MNH

US3 \$257.00

11P \$277.40

US15 \$277.40

Double Sided Handlesets are also available. Ask customer service for information on anything that is not listed.

Round Pocket Door Lock

2-1/8" Face Bore, Backset: 2-3/8" Door Thickness: Adj. For 1-3/8" - 1-3/4" Accommodates Flat & Beveled Doors Latchbolt Fronts: 1" X 2-1/4" Round



Part #	Function	11P, 15, 15A, 26D, 32
KW334	Passage	\$37.70
KW335	Privacy	\$41.80

Cylinder Removal Tool



KW81467-003
\$1.95

Smartcode Deadbolts \$210.00



KW909-SMT-L03 11P 15

Smartcode Levers \$238.00



KW917-TNL-11P-SMT KW917-TNL-15-SMT